marcobucci.eu

chaptertoolPRO

User Manual

Overview

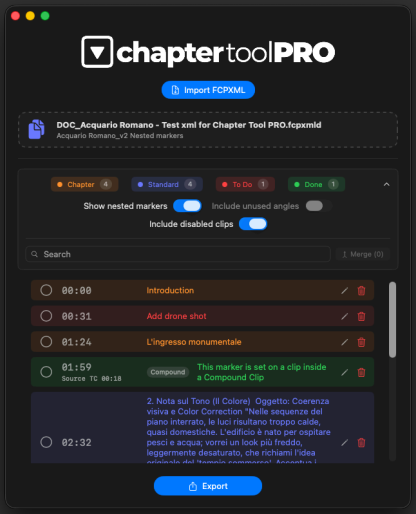

Chapter Tool Pro is a professional macOS application designed to transform Final Cut Pro markers into structured editorial intelligence.

Built for editors, assistant editors, and post-production supervisors, the app extracts and organizes every marker within a project—including nested and multicam markers—into clear, production-ready reports.

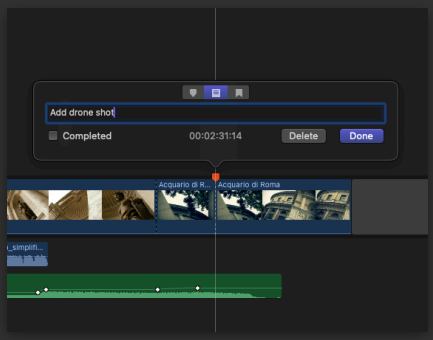

More than a chapter generator, **Chapter Tool Pro** converts timeline annotations into actionable documents (CSV and TXT) that integrate seamlessly into real-world post workflows. Edit notes, VFX callouts, color references, change lists, and task tracking can be exported as structured data—ready for Excel, Google Sheets, Numbers, or plain-text delivery.

By categorizing markers into **Chapter, Standard, To Do, and Done**, the app enables precise workload tracking and departmental communication. It provides a transparent overview of what needs to be addressed, what has been completed, and how feedback evolves across revisions.

Whether preparing delivery documentation, coordinating with external collaborators, or archiving metadata outside the NLE environment, **Chapter Tool Pro** ensures that no marker remains locked inside the timeline.

Designed for stability, precision, and deep FCPXML compatibility, **Chapter Tool Pro** brings clarity and structure to complex editorial projects.

Supported File Requirements

- **Formats:** Fully supports .fcpxml and .fcpxmld (FCP bundles).
- **Safety:** If a file contains no valid sequences or markers, the app will flag the error rather than loading empty data.

The Professional Workflow

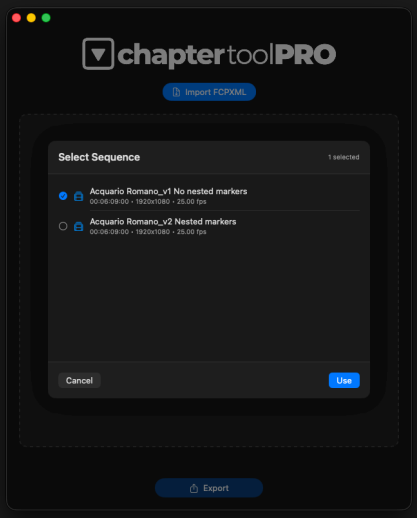

- **Import:** Drag and drop your FCPXML file into the central dashboard or use the “Import FCPXML” button.
- **Sequence Selection:** If your XML contains multiple projects, select the specific sequence you wish to process.
- Refinement: Filter by marker type, search for specific terms, or merge markers to consolidate related segments into a single entry.
- **Export:** Choose your destination YouTube Export (Copy to Clipboard) or export to TXT/CSV.

Core Engine Enhancements

Chapter Tool Pro is built on a dedicated FCPXML parsing engine designed for stability, precision, and structural accuracy across complex editorial timelines.

· **Accurate Timeline Interpretation**
Advanced handling of FCPXML structures—including compound clips, multicam containers, and transition offsets—ensures frame-accurate timecode calculation fully aligned with Final Cut Pro’s internal timeline logic.

· **Optimized Parsing Architecture**
The engine is specifically refined for projects generated in Final Cut Pro 11.1+, guaranteeing consistent marker extraction even in metadata-dense or heavily layered timelines.

· **Robust Marker Validation**
Strengthened validation logic in dense edit environments prevents structural inconsistencies and maintains reliable export integrity across reporting formats.

· **Consistent Reporting Output**
Internal normalization between timeline positions and exported CSV/TXT reports minimizes discrepancies when sharing data across departments.

Marker Categories & Filtering

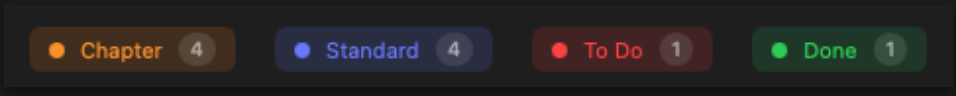

The app distinguishes between four professional categories:

- **Chapter:** Standard chapter points.
- **Standard:** General reference markers.
- **To Do:** Incomplete tasks.
- **Done:** Successfully completed markers.

By toggling the marker type buttons, you can dynamically filter the visible markers and their associated texts. This allows you to isolate specific categories —for example, exporting only “To Do” markers for a focused revision session— while temporarily hiding information that is not relevant to the current workflow stage.

Pro Feature: Nested & Multicam Support

Unlike Chapter Tool Standard app, the Pro version manages markers located inside Compound Clips and Multicam sequences.

> Final Cut Pro does not display markers embedded within nested elements directly on the main timeline. As a result, important notes placed inside compound clips or multicam angles can remain hidden during normal timeline navigation.

When the “Show Nested Markers” toggle is enabled, Chapter Tool Pro reveals and extracts all markers contained within these nested structures, adding them to the main marker list. This provides complete project visibility and ensures that no internal annotations remain inaccessible during reporting or export.

· **Show Nested Markers:** Toggle visibility for markers buried inside containers (Compound clips and multicam sequences).

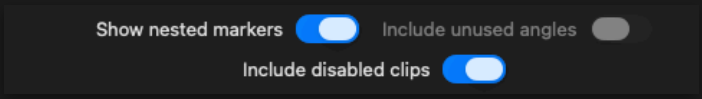

- **Unused Multicam Angles:** Option to include markers from camera angles not currently active in timeline.

Advanced Controls

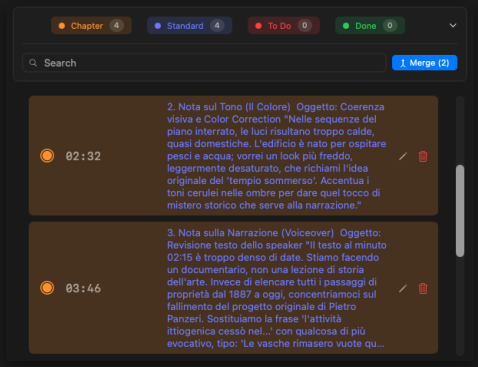

- **Text Search:** Instantly filter the list by content.
- **Merge Function:** Select two or more consecutive markers to combine them into a single chapter entry (titles are automatically truncated at 99 characters to comply with platform constraints)
- **Expand/Collapse View:** Double-click any marker box to expand or collapse the text area. This is especially useful for managing long production notes while keeping the list compact and readable.
- **Marker Editing:** To modify a marker's content, click the **"pencil" icon** to open the dedicated editing panel.

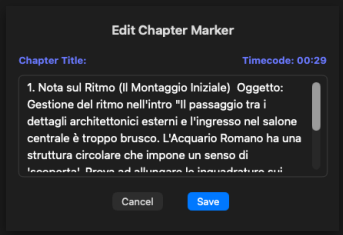

Exporting for YouTube

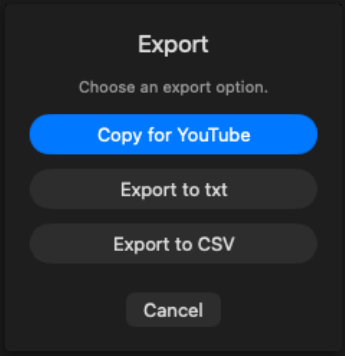

When using **YouTube Export (Copy to Clipboard)**, the app performs a series of automatic health checks:

- **Start Point Check:** Verifies a marker exists at 00:00:00. If missing, it offers to add a "Start" marker automatically.
- **Platform Constraints:** Ensures the presence of at least three chapters, each with a duration of at least 10 seconds.

- **Rounding Modes:** Choose between **Safe Start** (rounds down) or **Nearest Second** for maximum precision.

Note: For YouTube compatibility, Nested markers are excluded by default, but can be included when the 'Show Nested Markers' option is enabled.

Advanced Reporting: CSV & TXT Export

While the YouTube Export (Copy to Clipboard) is optimized for final delivery, the **CSV** and **TXT** formats are designed for professional post-production stages and archival purposes. These formats transform Chapter Tool Pro into a powerful communication bridge between different departments.

1. CSV Export (Professional Logging & Collaboration)

The CSV format is the industry standard for managing data within spreadsheets like Excel, Google Sheets, or Numbers.

- **Team Workflow:** This is the ideal way to send "edit notes," "VFX markers," or "color points" to directors, producers, or colorists. Each column clearly separates the *Timecode*, *Marker Title*, and *Category*.
- **Data Analysis:** It allows production teams to quickly calculate durations between markers or organize the workload by filtering rows based on "To Do" or "Done" status.
- **Metadata Archiving:** It provides a reliable, software-independent way to preserve a project's metadata history outside of the NLE environment.

2. TXT Export (Clean Documentation & Deliverables)

The plain text export is designed for maximum readability and cross-platform versatility.

- **Rounding Precision:** Even in TXT format, you can apply **Safe Start** or **Nearest Second** modes, ensuring that the exported timecodes match the technical requirements of your delivery.
- **Change Lists:** Perfect for creating "Change Lists" or spotting sheets for audio mixers and sound designers, providing a clean list free of formatting codes that could be misinterpreted by other software.

Pro Integration: Deep Metadata Access

In the **PRO** version, these reports can include **Nested Markers** (markers located within compound clips or multicam sequences). This allows you to generate a comprehensive report that drills down into the deepest layers of your timeline, offering a level of project visibility that Final Cut Pro does not natively export in such an accessible way.

Technical Specifications

- **System Requirements:** Requires macOS 14.0 or later.
- **Architecture:** Fully optimized for Apple Silicon and Intel-based Mac systems.
- **Final Cut Pro Compatibility:** Designed for projects created with **Final Cut Pro 11.1+** and supporting **FCPXML** up to version **1.13**.

App Store & Privacy

- **Sandboxing & Security:** Chapter Tool Pro operates within the macOS sandbox environment to ensure maximum system security. The app only accesses FCPXML files explicitly opened or dropped by the user and does not collect or transmit any project data.
- **Licensing:** Your purchase is tied to your **Apple ID**. You can restore or install Chapter Tool Pro on any Mac authorized with your account via the Mac App Store "Purchased" tab.

Customer Support

- **Feature Requests & Bug Reports:** We are committed to constant improvement. For technical support or to suggest new features for future updates, please visit marcobucci.eu or contact me directly via the support link on the App Store page.

Scope of Functionality

Chapter Tool Pro performs all operations as described in this manual. Any behaviors or use cases not explicitly documented should be considered outside the current scope of the application.

Feature requests for additional functionality are welcome and will be evaluated for future updates.

Chapter Tool Pro *is an independent tool and is not affiliated with, or endorsed by, Apple Inc. Final Cut Pro is a trademark of Apple Inc.*

chaptertoolPRO

Version History

The following section documents changes introduced in previous versions of Chapter Tool Pro.
All features described in this manual reflect the current behavior of the application (version 1.2).

Version 1.1
New Features and Improvements

This section outlines the updates introduced in Chapter Tool Pro version 1.1.

Nested Markers with Clip Reference

Markers extracted from nested structures—such as Compound Clips, Multicam clips, and Sync clips—now display the name of their source container directly within the interface.

Each marker includes a contextual badge (e.g. “Compound: Interview A”, “Multicam: Master Cam”), providing immediate editorial reference without requiring the user to reopen the project in Final Cut Pro.

Updated Default Visibility Behavior

The options **“Show Nested Markers”** and **“Include Disabled Clips”** are now disabled by default.

This behavior aligns with standard editing workflows, where only primary timeline markers are shown initially. Advanced marker visibility can be enabled manually when needed.

When nested or multicam markers are detected in the imported file, the Advanced section automatically expands to expose the relevant controls.

YouTube Export (Copy to Clipboard) — Nested Marker Support

The YouTube Export (Copy to Clipboard) workflow now integrates with the **“Show Nested Markers”** setting.

When enabled:

- Nested markers are included in the export
- Their timecodes are automatically remapped to the primary timeline

A contextual message informs the user of:

- The number of nested markers included
- The fact that their timecodes have been converted

If nested markers are present but not currently visible, the interface suggests enabling the option to include them in the export.

Export Validation — Hidden Markers Warning

Before exporting to TXT or CSV, the application verifies whether the output includes markers that are currently hidden from view (e.g. nested markers or markers from disabled clips).

If such markers are detected, a dialog displays:

- The number of hidden markers involved
- The option to proceed or cancel the export

This ensures full awareness of the data being included in the final output.

CSV Export — Extended Metadata

The CSV export format has been expanded with a new column:

- **parent_clip** — indicates the name of the container clip associated with each nested marker

This addition improves integration with:

- Spreadsheet-based workflows
- Production tracking systems
- Automated post-production pipelines

Version Reference

Version 1.1 corresponds to build 8 and introduces the enhancements listed above, expanding marker visibility, contextual awareness, and export control.

Version 1.2
New Features and Improvements

1. Frame Rate–Aware Timecode Calculation

The app now detects the frame rate of each Final Cut Pro sequence directly from the FCPXML and applies it to all timecode calculations. Previously, timecodes were computed by rounding to the nearest second, without frame-level accuracy. The updated logic operates as follows:

- **Frame snapping:** Each marker position is snapped to the nearest frame boundary before being converted to seconds, eliminating floating-point drift that could cause a timecode to fall on the wrong second.
- **Drop-frame support:** Sequences at 29.97 fps and 59.94 fps now use the correct SMPTE drop-frame algorithm (frames 0–1 are skipped at the start of every minute, except every tenth minute). This prevents cumulative timing errors in longer timelines.
- **Non-drop-frame support:** Sequences at 23.976, 24, 25, 30, 50, and 60 fps use standard non-drop-frame counting.
- **Project isolation:** In FCPXML files containing multiple sequences with different frame rates, each sequence is processed exclusively using its own detected frame rate. Selecting a sequence from the project picker ensures that all markers are interpreted and formatted correctly.
- **Duration display:** The project duration shown in the sequence selection screen (HH:MM:SS:FF) now reflects the corrected SMPTE-based calculation.

2. macOS Compatibility

The minimum required macOS version has been lowered from macOS 15.5 (Sequoia) to macOS 14.0 (Sonoma). No features have been removed or degraded; all existing functionality remains fully available on macOS 14.

Version 1.3
New Features and Improvements

1. WebVTT (.vtt) Chapter Export

Chapter Tool Pro now supports direct export of Final Cut Pro chapter markers as standard WebVTT (.vtt) chapter files.

This feature is designed for professional delivery workflows involving Microsoft Stream, Microsoft SharePoint, Vimeo, Learning Management Systems (LMS), and modern HTML5 video players that rely on external WebVTT metadata files to generate interactive chapter navigation.

Unlike embedded MP4/MOV chapter metadata, WebVTT chapter files can be uploaded directly to enterprise video platforms, allowing viewers to navigate tutorials, webinars, presentations, and training content through a fully interactive chapter index.

The generated .vtt files are standards-compliant and optimized for maximum compatibility across desktop and mobile web environments, including Safari on iPad.

2. Export to WebVTT Workflow

A new **Export to WebVTT (.vtt)** option has been added to the Export panel.

The export process converts Final Cut Pro chapter markers into duration-based WebVTT chapter cues using frame-accurate timeline calculations derived directly from the source FCPXML sequence.

Each exported cue automatically includes:

- Start time
- End time
- Chapter title

Cue durations are automatically generated from the distance between consecutive chapter markers, ensuring proper WebVTT structure and compatibility with web-based playback systems.

3. WebVTT Export Options

A dedicated options panel is now displayed before saving a .vtt file.

The following optional controls are available:

- **Include Cue Identifiers**
  Adds numeric identifiers before each chapter cue for workflows requiring numbered WebVTT entries.
- **Round to Nearest Second**
  Rounds timestamps to whole seconds for simplified readability and cleaner chapter formatting.
- **Add Safe Start at 00:00:00.000**
  Automatically inserts a synthetic “Start” chapter when the project does not already begin with a marker at the start of the timeline.

All settings are remembered during the current session to streamline repetitive export workflows.

4. Standards-Compliant WebVTT Generation

The WebVTT export engine follows conservative compatibility rules designed for enterprise and cross-platform delivery environments.

Generated files include:

- Proper WEBVTT header formatting
- UTF-8 compliant text encoding
- Millisecond-accurate timestamps
- Non-overlapping chapter ranges
- Sequential cue ordering
- Automatic timeline duration handling for the final chapter

Advanced WebVTT features such as styling regions, cue positioning, and custom metadata are intentionally excluded to maximize compatibility with third-party platforms and corporate video systems.

5. Improved Export File Handling

Export dialogs now correctly preserve the intended output file extension for all export formats.

WebVTT exports are automatically saved using the .vtt extension, preventing accidental .txt formatting issues during client delivery.

Output filenames automatically inherit the selected Final Cut Pro sequence name for faster organization and batch delivery workflows.

6. Enterprise & E-Learning Workflow Integration

This release expands Chapter Tool Pro beyond traditional YouTube chapter generation workflows.

The application can now function as a metadata bridge between Final Cut Pro and enterprise video publishing platforms, making it suitable for:

- Corporate training videos
- E-learning lessons
- Internal communications
- Webinar archives
- Tutorial libraries
- Conference recordings
- Educational content delivery

Version 1.3 introduces a complete WebVTT chapter delivery workflow optimized for modern browser-based video ecosystems.